



SALES, RENTAL & MANUFACTURER OF **ALUMINIUM SCAFFOLDINGS** & ALUMINIUM LADDERS

● 985-985-7100, 985-985-7400, 985-985-7500

✉ info@msafegroup.com

🌐 www.msafegroup.com



PAN INDIA:

Delhi-NCR, Kolkata, Nagpur, Indore, Mumbai, Pune, Ahmedabad, Goa, Bangalore, Chennai, Hyderabad



ALUMINIUM SCAFFOLDING ADVANTAGES



LIGHT WEIGHT
TOOL FREE
INSTALLATION



QUICK & EASY
ASSEMBLY



HIGH STRENGTH
SYSTEMS



HIGH VERSATILE



HIGH DURABILITY
6005/6063 AEROSPACE GRADE
ALUMINIUM ALLOY

- Msafe Fit believes in making safety as inherent part of the products and service to prevent accident hazards at work place.
- Msafe Fit scaffolds are build by high grade aluminium alloys and use superior welding technology gas Tungsten Arc Welding which give safety durability and strength to product of high standard.
- Team led by professional, rendering quality products and services and always available to solve the customer needs.
- Our QMS (Quality Management System) is certified with ISO 9001-2015 and company ensures high quality products which comply with EN 1004 standard and offer CE Certified products.



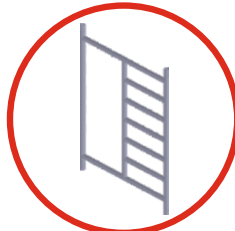
No Tools Required

From adjustable legs to toe boards, no tools are required to build a tower; brace hooks snap into position with a large contact area to give a firm grip. Frames use interlock clips and outriggers are secured with clamps.




Color-Coded Braces

Braces have a coloured ring at each end for quick identification and faster assembly.




Custom Access Solutions

Our engineering and design team offers fast, efficient and safe solutions to various kind of access problems with customized solutions.



Fluted Frame Rungs

Provides better grip and increases slip resistance when climbing frames during assembly & after erection.



Higher Safety & Durability

Highest Rental Aluminium Scaffold in India (100 Feet+)

MSAFE FIT STAIRWAY SCAFFOLDING (MST) (1.35m x 1.8m)

M Safe Fit Stairway version is a safe, comfortable modular mobile scaffold tower to reach the work area for frequent climbing and descent.



MST034



MST054




MST092

STANDARD FEATURES

- Scaffolding width: 1.35 m, length: 1.80 m.
- Working heights can be extended from 4.4 m to max 18.4 m with standard parts.
- Comfortable entry into the scaffolding from outside through the wide entry frame.
- Anti-slip stairway steps.
- 200 kg/m² loading capacity i.e. depending on platform size from 480 kg to max 810 kg.
- The free standing height for scaffold is 12.4m inside and 8.4m outside as per safety norms.

Scaffold Size 1.35m X 1.8m

Model No.	MST034	MST045	MST054	MST065	MST074	MST085	MST094	MST105	MST114	MST125	MST134	MST145	MST154	MST165	MST174
Working Height (m)	4.4	5.5	6.4	7.5	8.4	9.5	10.4	11.5	12.4	13.5	14.4	15.5	16.4	17.5	18.4
Tower Height (m)	3.4	4.5	5.4	6.5	7.4	8.5	9.4	10.5	11.4	12.5	13.4	14.5	15.4	16.5	17.4
Platform Height (m)	2.4	3.5	4.4	5.5	6.4	7.5	8.4	9.5	10.4	11.5	12.4	13.5	14.4	15.5	16.4



Entry Frame (1.35m) (H-2m)



Push on Frame(1.35m) (H-2m)



Stairway (1.8)

MSAFE FIT NARROW SCAFFOLDING (MN) (0.75m x 1.8m)

M Safe Fit narrow version is a safe, comfortable mobile scaffold tower, It can be used to reach narrow and difficult work places.



MN022



MN032



MN052

STANDARD FEATURES

- Scaffolding width :0.75m, Length :1.80 m.
- Working height can be extended from 4.2 m to max. 13.30 m.
- 200 kg / m² loading capacity, i.e. depending on platform size from 270 kg to max 810 kg.
- The free standing height for scaffold is 12.3 m indoor and 8.3 m outdoor as per safety norms.

Scaffold Size 0.75m X 1.8m

Model No.	MN022	MN026	MN028	MN032	MN043	MN052	MN063	MN072	MN083	MN092	MN103	MN112	MN123
Working Height (m)	3.2	3.6	4.2	4.2	5.3	6.2	7.3	8.2	9.3	10.2	11.3	12.2	13.3
Tower Height (m)	2.2	2.6	2.8	3.2	4.3	5.2	6.3	7.2	8.3	9.2	10.3	11.2	12.3
Platform Height (m)	1.2	1.6	2.2	2.2	3.3	4.2	5.3	6.2	7.3	8.2	9.3	10.2	11.3



Trapdoor Platform



Guard Rail



Push on Frame (0.75m) (H-2m)

MSAFE FIT WITHOUT STAIRWAY SCAFFOLDING (MWS) (1.35m x 1.80m)

Scaffold Width : 1.35m, Length : 1.80m
Rung Spacing: 280/560mm

STANDARD FEATURES

- Working height can be extended from 4.2 m to max 15.3m with standard parts.
- 200kg/m² loading capacity.



MWS052



MWS063




MWS083

Scaffold Size 1.35m X 1.8m

Model No.	MWS032	MWS043	MWS052	MWS063	MWS072	MWS083	MWS092	MWS103	MWS112	MWS123	MWS132	MWS143
Working Height (m)	4.2	5.3	6.2	7.3	8.2	9.3	10.2	11.3	12.2	13.3	14.2	15.3
Tower Height (m)	3.2	4.3	5.2	6.3	7.2	8.3	9.2	10.3	11.2	12.3	13.2	14.3
Platform Height (m)	2.2	3.3	4.2	5.3	6.2	7.3	8.2	9.3	10.2	11.3	12.2	13.3



150mm Fixed Regular Wheel



200mm Fixed Wheel



200mm Adjustable Wheel

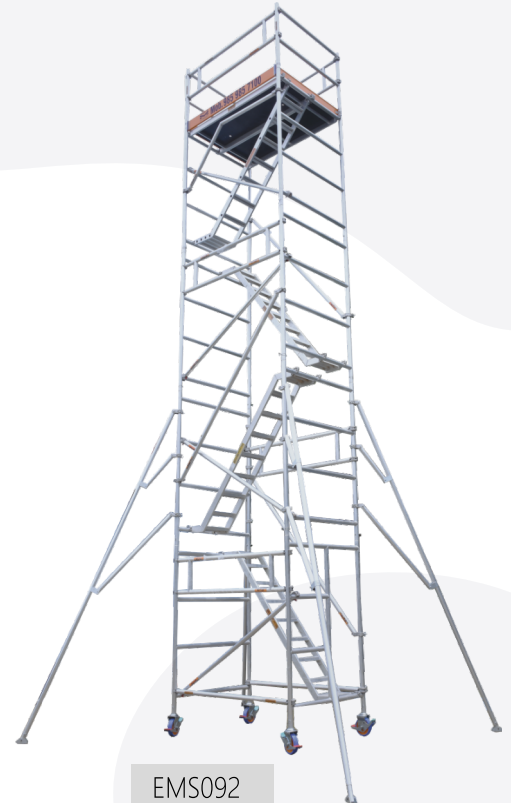
MSAFE FIT ECO Z - TYPE (WITH 4 RUNG FRAME)

Scaffolding Width : 1.35 m
Scaffolding Length : 1.80 m
Rung Spacing : 280/560 mm
Working Load : 200 kg/m²
Tower Load : 600/500 kgs

Z-Type stairway arrangement platform at top

Scaffold Size 1.35m X 1.8m

Model No.	EMS032	EMS052	EMS072	EMS092
Working Height (m)	4.2	6.2	8.2	10.2
Tower Height (m)	3.2	5.2	7.2	9.2
Platform Height (m)	2.2	4.2	6.2	8.2



EMS092

MSAFE FIT Z- TYPE SCAFFOLD (WITH 7 RUNG FRAME)

Scaffolding Width : 1.35 m
Scaffolding Length : 1.80 m
Rung Spacing : 560 mm
Working Load : 200 kg/m²
Tower Load : 600/500 kgs

Z-Type stairway arrangement

Scaffold Size 1.35m X 1.8m

Model No.	MSZ032	MSZ043	MSZ052	MSZ063	MSZ072
Working Height (m)	4.2	5.3	6.2	7.3	8.2
Tower Height (m)	3.2	4.3	5.2	6.3	7.2
Platform Height (m)	2.2	3.3	4.2	5.3	6.2


Model No.	MSZ083	MSZ092	MSZ103	MSZ112	MSZ123
Working Height (m)	9.3	10.2	11.3	12.2	13.3
Tower Height (m)	8.3	9.2	10.3	11.2	12.3
Platform Height (m)	7.3	8.2	9.3	10.2	11.3



MSZ072

MSAFE FIT EXTRA REACH SCAFFOLDING (MSER) (1.35m x 1.80m)

MSafe Fit reach version is a safe, modular mobile scaffold tower to reach extra height.



MSER194

STANDARD FEATURES

- Scaffolding width : 1.35m
- Scaffolding length : 1.80m
- Working height can be extended from 14.4 m to 30.40 m with standard parts.
- Comfortable entry into the scaffolding from outside through wide entry frame.
- Anti-slip stairway steps.

Scaffold Size

Model No.	MSER134	MSER145	MSER154	MSER165	MSER174	MSER185
Working Height (m)	14.4	15.5	16.4	17.5	18.4	19.5
Tower Height (m)	13.4	14.5	15.4	16.5	17.4	18.5
Platform Height (m)	12.4	13.5	14.4	15.5	16.4	17.5

Model No.	MSER194	MSER205	MSER214	MSER225	MSER234	MSER245
Working Height (m)	20.4	21.5	22.4	23.5	24.4	25.5
Tower Height (m)	19.4	20.5	21.4	22.5	23.4	24.5
Platform Height (m)	18.4	19.5	20.4	21.5	22.4	23.5


Model No.	MSER254	MSER265	MSER274	MSER285	MSER294
Working Height (m)	26.4	27.5	28.4	29.5	30.4
Tower Height (m)	25.4	26.5	27.4	28.5	29.4
Platform Height (m)	24.4	25.5	26.4	27.5	28.4



Triangular Stabilizers



Mobile Stabilizers Assy



Toe Board

*use the scaffold as per the instruction manual.

MSAFE FIT PODIUM INDOOR SOLUTION (PODIUM)

- Step Platform (Podium Step) with / without Handrail
- Different working height available for all types of work
- Easy to Assemble / Disassemble, Transport & Store
- Step Distance : 300mm
- Material : Aluminium Alloy 6063-T6
- Anti-Slip Wooden Platform: 12 mm thick film faced plywood

Podium Size 1.30m X 0.73m

Model No.	MPP225	MPP285	MPP315	MPP350
Working height (m)	3.25	3.85	4.15	4.50
Tower height (m)	2.25	2.85	3.15	3.50
Platform height (m)	1.25	1.85	2.15	2.50



MSAFE SPECIAL MAPS (BRIDGE SECTION)

Bridge Section	
Width Size	2.5 m
	3.0 m
	3.8 m
	4.2 m
	4.8 m
	5.4 m
	6.0 m



Bridge Section

Msafe Fit Aluminium Scaffold Platform can be easily used for a variety of specialized solutions. For specific applications to work over machines or obstructions, combination of two mobile access platform with connecting bridges provides a solution to reach height above machines, or any other obstructions at project sites. This allows multiple activities to continue below the bridge.

MSAFE SPECIAL MAPS (CANTILEVER)

A cantilever section can be added in order to provide extra working area. This provides 0.75 m/1.35m extra horizontal reach - ideal for reaching up and over machines or other obstructions while reaching heights



1.35 mtr Cantilever
One Side

Our team is ready to provide many other configurations for customized applications as per your need.



0.75 mtr Cantilever
Both Sides

NOTE: Counter weight required for cantilever.

*use the scaffold as per the instruction manual.

HULK LADDER (MHL)

FEATURES

- Light weight, versatile and compact.
- Can be used on stairs
- Standard Ladder outside width : 420 mm & pitch: 280 mm.



Platform with Handrail



Hulk Ladder



Heavy Duty A-Type



Light Duty



Straight Ladder

Specifications

	MHL 6	MHL 8	MHL 10	MHL 12
Model No	MHL 6	MHL 8	MHL 10	MHL 12
Working height	12 ft	14 ft	16 ft	18 ft
Platform height	6 ft	8 ft	10 ft	12 ft

A-TYPE LADDER (MAL)

Specifications

	MAL 6	MAL 8	MAL 10	MAL 12
Model No	MAL 6	MAL 8	MAL 10	MAL 12
Working height	10 ft	12 ft	14 ft	16 ft
Platform height	6 ft	8 ft	10 ft	12 ft

STRAIGHT LADDER (MSL)

Specifications

	MSL 6	MSL 8	MSL10	MSL12
Model No	MSL 6	MSL 8	MSL10	MSL12
Working height	10 ft	12 ft	14 ft	16 ft
Platform height	6 ft	8 ft	10 ft	12 ft



MST032 with Stabilizers



MN032 with Small Stairway



100+ Feet Height



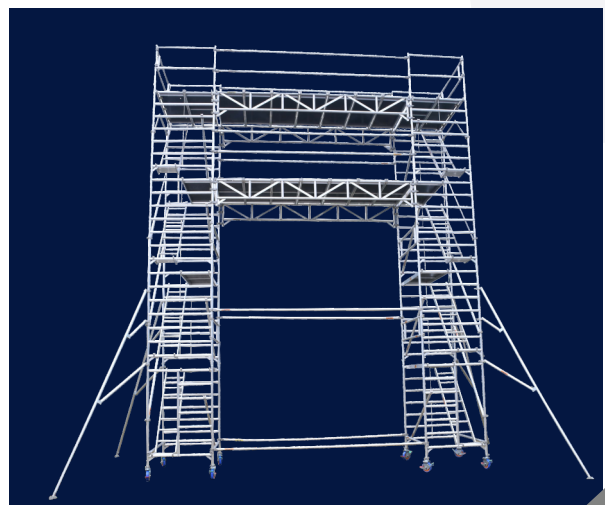
Scaffolding on Stairs



MST043 (3mtr Stairway)



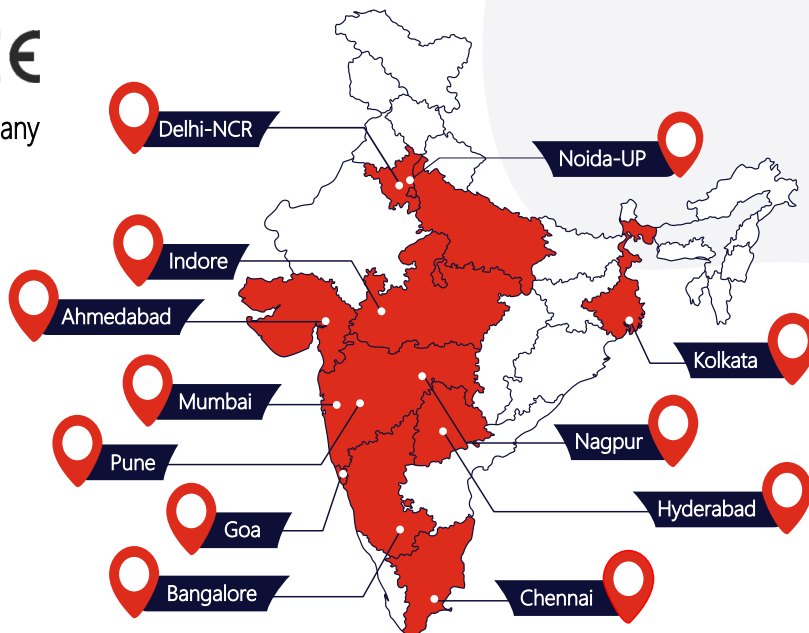
12 mtr Bridge on Escalator (Tailor-Made Solution)



Multi level Bridge



An ISO Certified Company



OUR LOCATION/YARDS

NOIDA

- Factory: • G-103, Site V, Kasna, Gautam Buddha Nagar, Uttar Pradesh-201306
- K-446, Site V, Kasna, Gautam Buddha Nagar, Uttar Pradesh-201306
- Corporate Office: C -108, Sector 2 Noida, Uttar Pradesh-201301
- ☎ 985-985-7100, 985-985-7500

DELHI

- Regd. Office: • C-186, Vivek Vihar, New Delhi-110095
- ☎ 985-985-7100, 985-985-7500

KOLKATA

- Basai Col Dam, LR Dag No 2761/2762, LR Khaitan No 4552, Uttarpara, dist-Hoogly, West Bengal-712234
- ☎ 888-220-7110, 932-222-5163, 882-605-3911

INDORE

- Plot No 78-79, Ram Ratan Colony, Pithampura, Dhar, Madhya Pradesh, 454774
- ☎ 870-034-0393, 932-222-5163

AHMEDABAD

- C/14 Highway Estate, Sarkhej Sanand Highway, Sarkhej, Ahmedabad, Gujarat - 382210
- ☎ 870-034-0907, 932-222-5163

MUMBAI

- Office: • Office No.276, V Mall, Western Express Highway, Thakur Complex, Mumbai-400101
- Godown: • Shop No. A-3, Rhytham De velopers, Usatane, Village, Kalyan East, Thane, Maharashtra-421306
- ☎ 888-220-7109, 932-222-5163

PUNE

- H.No-1273, Pune Nashik Hig hway Opp Om Logistics, ChimbliPhata, Kuruli, Tal Khed, Pune, Maharashtra - 410501
- ☎ 888-220-7119, 932-222-5163

CHENNAI

- S/No. 102/3A2, Vasant hapuri-I, Malayam Bakkam, Thiruvallur, Chennai, Tamil Nadu - 600123
- ☎ 888-220-7116, 932-222-5163

HYDERABAD

- Door No .7-3-145/3/32, Zone-4, Sub Zone B, Situated at Gagan Pahad, Katedhan Ranga Reddy Dist-500052
- ☎ 701-132-4992, 932-222-5163

BANGALORE

- 63/2/138, Telephone Layout, Magadi Road, Bengaluru Urban, Karnataka - 560091
- ☎ 888-220-7102, 932-222-5163

GOA

- Godown No: G-10, Saurabh Appt, Dhawli, Ponda, Goa-403401
- ☎ 888-220-7109, 932-222-5163

NAGPUR

- Godown No: 7, ground floor, Khadgoan Road, Dattawadi, Nagpur, Maharashtra-440023
- ☎ 870-034-0393, 932-222-5163

