

# ALUMINIUM SCAFFOLDINGS & ALUMINIUM LADDERS



PAN INDIA SERVICE

**MSAFE EQUIPMENTS PRIVATE LIMITED**

OFFICE CUM YARD :

DELHI NCR, INDORE, KOLKATA, AHMEDABAD, MUMBAI, PUNE, CHENNAI, HYDERABAD, BANGALORE, GOA, NAGPUR

☎ 985 985 7100, 985 985 7400, 985 985 7500    ✉ info@msafegroup.com    🌐 www.msafegroup.com



EN-1004:2004  
Compliant

## MSAFE FIT STAIRWAY SCAFFOLDING (MST) (1.35m x 1.8m)

M Safe Fit Stairway version is a safe, comfortable modular mobile scaffold tower to reach the work area for frequent climbing and descent.




### STANDARD FEATURES

- Scaffolding width: 1.35 m, length: 1.80 m.
- Working heights can be extended from 4.4 m to max 18.4 m with standard parts.
- Comfortable entry into the scaffolding from outside through the wide entry frame.
- Anti-slip stairway steps.
- 200 kg/m<sup>2</sup> loading capacity i.e. depending on platform size from 480 kg to max 810 kg.
- The free standing height for scaffold is 12.4m inside and 8.4m outside as per safety norms.

### Scaffold Size 1.35m X 1.8m

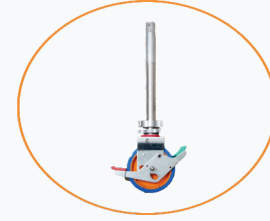
Model No.	MST034	MST045	MST054	MST065	MST074	MST085	MST094	MST105	MST114	MST125	MST134	MST145	MST154	MST165	MST174
Working Height (m)	4.4	5.5	6.4	7.5	8.4	9.5	10.4	11.5	12.4	13.5	14.4	15.5	16.4	17.5	18.4
Tower Height (m)	3.4	4.5	5.4	6.5	7.4	8.5	9.4	10.5	11.4	12.5	13.4	14.5	15.4	16.5	17.4
Platform Height (m)	2.4	3.5	4.4	5.5	6.4	7.5	8.4	9.5	10.4	11.5	12.4	13.5	14.4	15.5	16.4



Entry Frame (1.35m) (H-2m)



Push on Frame (1.35m) (H-2m)



200mm Adjustable  
Wheel

\* use the scaffold as per the instruction manual.

## MSAFE FIT NARROW SCAFFOLDING (MN) (0.75m x 1.8m)

MSafe Fit narrow version is a safe, comfortable mobile scaffold tower, It can be used to reach narrow and difficult work places.




### STANDARD FEATURES

- Scaffolding width : 0.75m, Length : 1.80 m.
- Working heights can be extended from 4.2 m to max. 13.30 m.
- 200 kg / m<sup>2</sup> loading capacity, i.e. depending on platform size from 270 kg to max 810 kg.
- The free standing height for scaffold is 12.3 m indoor and 8.3 m outdoor as per safety norms.

#### Scaffold Size 0.75mX1.8m

Model No.	MN022	MN026	MN028	MN032	MN043	MN052	MN063	MN072	MN083	MN092	MN103	MN112	MN123
Working Height (m)	3.2	3.6	4.2	4.2	5.3	6.2	7.3	8.2	9.3	10.2	11.3	12.2	13.3
Tower Height (m)	2.2	2.6	2.8	3.2	4.3	5.2	6.3	7.2	8.3	9.2	10.3	11.2	12.3
Platform Height (m)	1.2	1.6	2.2	2.2	3.3	4.2	5.3	6.2	7.3	8.2	9.3	10.2	11.3



Platform



Push on Frame (0.75m) (h-2m)




150mm Fixed Wheel

\* use the scaffold as per the instruction manual.

## MSAFE FIT EXTRA REACH SCAFFOLDING (MSER) (1.35m x 1.80m)

MSafe Fit reach version is a safe, modular mobile scaffold tower to reach extra height.



### STANDARD FEATURES

- Scaffolding width : 1.35m
- Scaffolding length : 1.80m
- Working heights can be extended from 14.4 m to 30.40 m with standards part.
- Comfortable entry into the scaffolding from outside through the wide entry frame.
- Anti-slip stairway steps.

### Scaffold Size

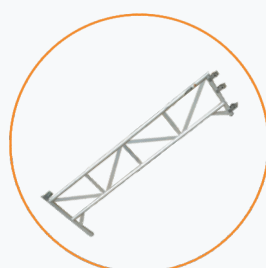
Model No.	MSER134	MSER145	MSER154	MSER165	MSER174	MSER185
Working Height (m)	14.4	15.5	16.4	17.5	18.4	19.5
Tower Height (m)	13.4	14.5	15.4	16.5	17.4	18.5
Platform Height (m)	12.4	13.5	14.4	15.5	16.4	17.5

Model No.	MSER194	MSER205	MSER214	MSER225	MSER234	MSER245
Working Height (m)	20.4	21.5	22.4	23.5	24.4	25.5
Tower Height (m)	19.4	20.5	21.4	22.5	23.4	24.5
Platform Height (m)	18.4	19.5	20.4	21.5	22.4	23.5

Model No.	MSER254	MSER265	MSER274	MSER285	MSER294
Working Height (m)	26.4	27.5	28.4	29.5	30.4
Tower Height (m)	25.4	26.5	27.4	28.5	29.4
Platform Height (m)	24.4	25.5	26.4	27.5	28.4



Stabilizers



Mobile Stabilizers  
Assy



Toe Board

\* use the scaffold as per the instruction manual.





ECO Z -Type

- Z Type aluminum scaffolding are special customized tower with affordable price.
- Available in two different type of frames with rung spacing 280 mm and 560 mm as per load requirement and budget.



Without Stairway Scaffolding

- Working height can be extended from 4.4 m to max 16.4 m.
- Loading capacity 200kg/m<sup>2</sup> on platform.



Bridge Section

- Msafe Fit bridge Scaffold are used for bigger working platform and to work across obstructions.
- Available from width size 2.5 m to 6.2 m



Cantilever Both Sides

- A cantilever section can be added to reach additional distance not reachable by straight access.
- Available in 0.75 m and 1.35 m options.



Platform with Handrail



Work Platform



Heavy Duty A-type



Multipurpose Ladder



Straight Ladder

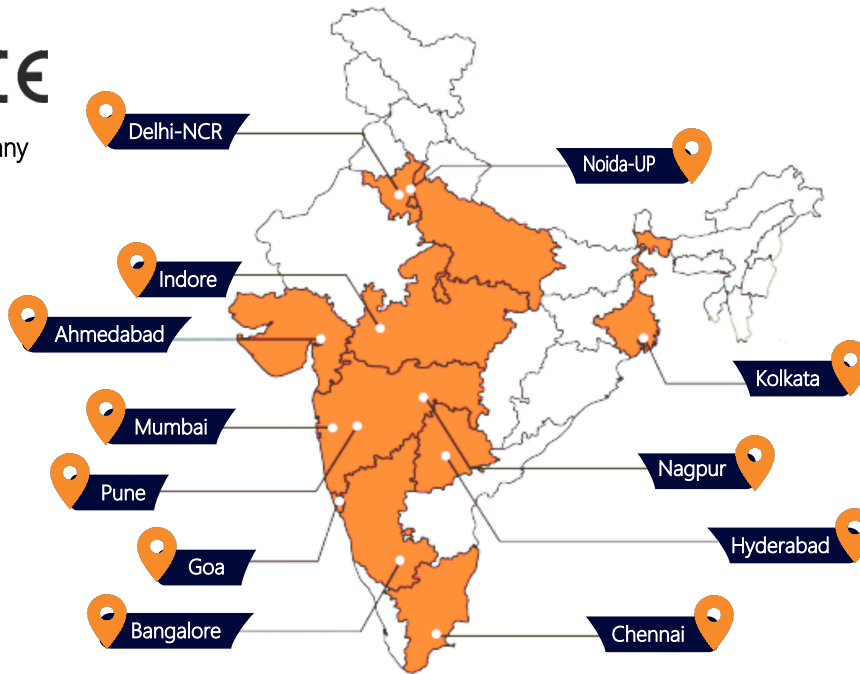


Light Duty

\* use the scaffold as per the instruction manual



An ISO Certified Company



## OUR LOCATION/YARDS

### NOIDA

Factory: • G-103, Site V, Kasna, Gautam Buddha Nagar, Uttar Pradesh-201306  
• K-446, Site V, Kasna, Gautam Buddha Nagar, Uttar Pradesh-201306  
Corporate Office: C -108, Sector 2 Noida, Uttar Pradesh-201301  
☎ 985-985-7100, 985-985-7500

### DELHI

Regd. Office: • C-186, Vivek Vihar, New Delhi-110095  
☎ 985-985-7100, 985-985-7500

### KOLKATA

• Basai Col Dam, LR Dag No 2761/2762, LR Khaitan No 4552, Uttarpara, dist-Hoogly, West Bengal-712234  
☎ 888-220-7110, 932-222-5163, 882-605-3911

### INDORE

• Plot No 78-79, Ram Ratan Colony, Pithampur, Dhar, Madhya Pradesh, 454774  
☎ 870-034-0393, 932-222-5163

### AHMEDABAD

• C/14 Highway Estate, Sarkhej Sanand Highway, Sarkhej, Ahmedabad, Gujarat- 382210  
☎ 870-034-0907, 932-222-5163

### MUMBAI

Office: • Office No.276, V Mall, Western Express Highway, Thakur Complex, Mumbai-400101  
Godown: • Shop No. A-3, Rhytham De velopers, Usatane, Village, Kalyan East, Thane, Maharashtra-421306  
☎ 888-220-7109, 932-222-5163

### PUNE

• H.No-1273, Pune Nashik Hig hway Opp Om Logistics, ChimbliPhata, Kuruli, Tal Khed, Pune, Maharashtra- 410501  
☎ 888-220-7119, 932-222-5163

### CHENNAI

• S/No. 102/3A2, Vasant hapuri-I, Malayam Bakkam, Thiruvallur, Chennai, Tamil Nadu- 600123  
☎ 888-220-7116, 932-222-5163

### HYDERABAD

• Door No .7-3-145/3/32, Zone-4, Sub Zone B, Situated at Gagan Pahad, Katedhan Ranga Reddy Dist-500052  
☎ 701-132-4992, 932-222-5163

### BANGALORE

• 63/2/138, Telephone Layout, Magadi Road, Bengaluru Urban, Karnataka- 560091  
☎ 888220-7102, 932-222-5163

### GOA

• Godown No: G-10, Saurabh Appt, Dhawli, Ponda, Goa-403401  
☎ 888-220-7109, 932-222-5163

### NAGPUR

• Godown No: 7, ground floor, Khadgoan Road, Dattawadi, Nagpur, Maharashtra-440023  
☎ 870-034-0393, 932-222-5163

