

STEELSAFE

STRENGTH AND SAFETY

MANUFACTURING - SALES - RENTAL

"Next Level MS Scaffolding partner"

- MS Scaffolding
- MS Shuttering
- Accessories




PAN INDIA SERVICE
MSAFE
EQUIPMENTS PRIVATE LIMITED

OFFICE CUM YARD:
DELHI, GURGAON, INDORE, KOLKATA, AHMEDABAD,
MUMBAI, PUNE, CHENNAI, HYDERABAD, BANGALORE, GOA,
NAGPUR, BHUBANESHWAR, NOIDA, GUWAHATI

📞 9667074359, 9859857500
✉ info@msafegroup.com
🌐 www.steelsafe.co.in
www.msafegroup.com

MS SCAFFOLDING




CUPLOCK / VERTICAL / STANDARD

Available Sizes & Weights

THICKNESS - 3mm	
OD - 48mm	
COLOR - BLUE	
ISI MARKED PIPE	
Size	Weight/pc
3m (6 CUP)	13.2 KG
2.5m (5 CUP)	11 KG
2m (4 CUP)	9 KG
1.5 m (3 CUP)	7 KG
1m (2 CUP)	5 KG
0.5m (1 CUP)	3 KG

Available Sizes & Weights


THICKNESS - 3mm	
OD - 48mm	
COLOR - BLUE	
ISI MARKED PIPE	
Size	Weight/pc
0.915m	3.8 kgs
1m (950mm)	3.9 kgs
1.2m (1150mm)	4 kgs
1.5m (1450mm)	5 kgs
1.8m (1750mm)	6 kgs
2m (1950mm)	6.6 kgs



LEDGER / HORIZONTAL

WALKWAY PLANKS / MS CHALI

We are offering our clients Scaffolding Planks (Grating), which is a framework of parallel and crossed bars. These are also known as Challi / Jalli / Grating etc. Usually such Walkway are made of 25 x 25 / 20 x 20 M.S. Square pipes and 20 NB Round pipes of varied thickness, based on clients requirements.



- Customisation can be done as per customer requirement.

MS CHALLI/WALKWAY PLANK	
Size	Weight/pc
225mm * 1500mm	11kg
225mm * 2000mm	15kg
225mm * 2500mm	18kg

SPIGOT PINS/JOINT PINS

Made out of 300/250 mm long round tube. Spigots are used for connecting Cuplock Standards vertically. The Spigot can be used in both Ring Lock and Cup Lock Systems. Join Pin is made using finest quality of raw materials that are sourced from authentic suppliers. Primarily used for end to end connection during compression of the tubes. The offered joint pins are fitted with screw which facilitates appropriate gripping of the tube.



MS SHUTTERING MATERIAL

Adjustable Prop Jack




Adjustable Steel Props are also provided with bolting and nail holes on the base and head plates. The outer prop has OD - 60 mm , the inner has OD 48.3 mm. Prop inner are required to be braced in both directions by tubes S fittings when used for height beyond 3.6 m.

Available Sizes & Weights


Sizes	Weights
2 + 2 m	17.5 kgs
2 + 3 m	20.5 kgs
3 + 3 m	25 kgs

In order to meet the diverse requirements of clients, we are offering a qualitative array of adjustable Inner Steel Prop. Our offered product is extensively used in civil and construction projects and precisely fabricated using premium quality raw material: steel and sophisticated technology under the guidance of skilled professional.

Inner Steel Prop



Outer Steel Prop



Outer Steel Prop that is precisely designed with extra care, in compliance with the set industry quality standards and which are capable of bearing bidirectional force applied on them. The offered product is manufactured using high quality raw material which we procure from some of the reliable and certified vendors of the market.

Sizes	Weights
900mm x 600mm	22 kgs
900mm x 450mm	17 kgs
900mm x 300mm	14 kgs
1200mm x 450mm	23 kgs
1200mm x 300mm	17 kgs
1200mm x 225mm	13 kgs

Iron Plate/Shuttering Plate



• Customisation can be done as per customer requirement.

ISMC Channels



Indian Standard Medium Channel (ISMC) are used to hold the building in construction. ISMC channels are made sturdy and heavy to uplift the construction site so that it won't collapse. The company manufactures apex quality of channels in the industry. Our channels are exclusively designed to endure adverse weather conditions as well as heavy load.

Lenght in feet	Weight in kg
8	18.4 kg
9	20.7 kg
10	23 kg
20	52 kg

BASE PLATE & JACK

The Adjustable Base is used with all scaffold systems and some for work systems.

The adjustable base is made of 4mm thick pipe, 38mm outer diameter with threading with rolling machine which has a nut restraint to ensure the stem always has a minimum engagement into the Standard of 150mm.

38mm hollow rod with base plate 150X150X6
32mm solid rod with base plate 150X150X6



Adjustable Base Jack



U JACKS

Adjustable U-Head/Stirup Head

The Adjustable U-Head is used with scaffold systems & form work systems. It has a hollow stem of 38mm nominal diameter which has a nut restraint to ensure the stem always has a minimum engagement into the Standard of 150mm.

The U-Head is capable of accepting twin 100mm wide bearers.


Single Coupler (Putlog)

Designed for safe positive securement of scaffold tube between opposing surfaces. Weight (Kg) 0.65kg, Plated or Powder Coated. These fit in all standard grease guns and can be used as a general purpose coupler.

Minimum Slip Load - 1.20kN, Zinc finish.

COUPLER





Double Coupler (Fixed)

Designed for safe positive securement of scaffold tube between opposing surfaces. Weight (Kg) 1.02kg, Minimum Slip Load - 15.0kN, Minimum Distortion Load - 30.0kN, Zinc finish Plated, Gold Passivated or Powder Coated.

Double Swivel Coupler

Swivel Couplers provide the same tough, positive grip as double couplers but enable two scaffold tubes to be connected together at any angle. Designed for maximum safety in load bearing situations, they are used especially for cross-bracing.

Weight (Kg) 1.20kg, Minimum Slip Load - 8.5kN, Minimum Distortion Load - 17.0kN, Finish - Zinc Plated, Gold Passivated or Powder Coated. Clamps also available



TIE ROD

Tie Rod with wing nut and anchor plate. Tie rod available in 10/12 mm, 15/17mm, 20/22mm.

Wing nut weight is 0.28 Kgs.
Anchor nut weight is 0.66 kgs

Wing Nut

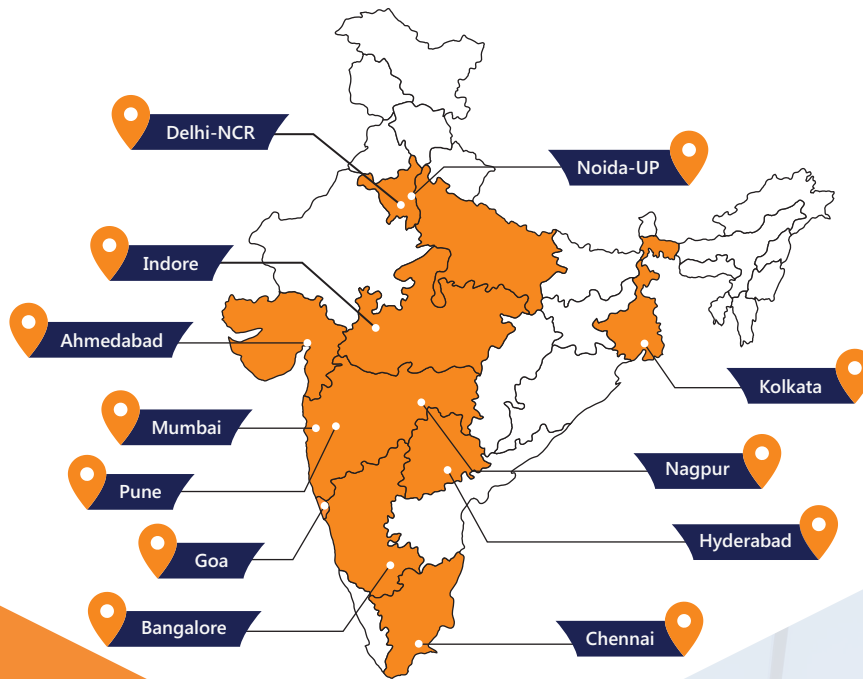
Wing nuts feature internal threading, so they can run up and down the bolts with which they are used. The main benefit of wing nuts, however, is their ease of installation and removal.

Weight : 0.280 Gm



Anchor Nut

Anchor nuts provide a permanent nut element on the inside of the joint so that a skin, access panel, fairing, or other member can be attached with a screw.



OUR LOCATION/YARDS

NOIDA

- Factory: G-103, Site V, Kasna, Gautam Buddha Nagar, Uttar Pradesh - 201306
- K-446, Site V, Kasna, Gautam Buddha Nagar, Uttar Pradesh - 201306
- Corporate Office: C -108, Sector 2 Noi da, Uttar Pradesh - 201301
- ☎ 985-985-7100, 985-985-7500

DELHI

- Regd. Office: C-186, Vivek Vihar, New Delhi - 110095
- ☎ 985-985-7100, 985-985-7500

GURGAON

- Office : MM Towers, Plot No. 8 & 9, Phase IV, Udyog Vihar, Sector 18, Gurugram, Haryana - 122002
- ☎ 701-127-6057, 985-985-7100

KOLKATA

- Basai Col Dam, LR Dag No 2761/2762, LR Khaitan No 4552, Uttarpara, dist-Hoogly, West Bengal - 712234
- ☎ 888-220-7110, 932-222-5163, 882-605-3911

INDORE

- Plot No 78-79, Ram Ratan Colony, Pithampura, Dhar, Madhya Pradesh - 454774
- ☎ 870-034-0393, 932-222-5163

AHMEDABAD

- Godown No. 5, Bagba Green, Dholka Road, Fatevadi, Ahmedabad, Gujarat - 382210
- ☎ 870-034-0907, 932-222-5163

MUMBAI

- Office: 303 Gundecha Industrial Complex, Akurli Road, Kandivali East 400101
- Godown: Shop No. A-3, Rhythm Developers, Usatane, Village, Kalyan East, Thane, Maharashtra - 421306
- ☎ 888-220-7109, 932-222-5163

PUNE

- Mauli Warehouse, S. No.143, G No. 1A Pune Nashik Road, Chimbali Phata, Mauje Kuruli, Chakan, Pune, Maharashtra - 410501
- ☎ 888-220-7119, 932-222-5163

CHENNAI

- S/No. 102/3A2, Vasant Hapuri-I, Malayam Bakkam, Thiruvallur, Chennai, Tamil Nadu - 600123
- ☎ 888-220-7116, 932-222-5163

HYDERABAD

- Door No . 7-3-145/3/32, Zone-4, Sub Zone B, Situated at Gagan Pahad, Katedhan Ranga Reddy Dist - 500052
- ☎ 701-132-4992, 932-222-5163

BANGALORE

- 63/2/138, Telephone Layout, Magadi Road, Bengaluru Urban, Karnataka - 560091
- ☎ 888-220-7102, 932-222-5163

GOA

- Godown No: G-10, Saurabh Appt, Dhawli, Ponda, Goa - 403401
- ☎ 888-220-7109, 932-222-5163

NAGPUR

- Godown No: 7, Ground Floor, Khadgoan Road, Dattawadi, Nagpur, Maharashtra - 440023
- ☎ 870-034-0393, 932-222-5163

± 3% weight variation

